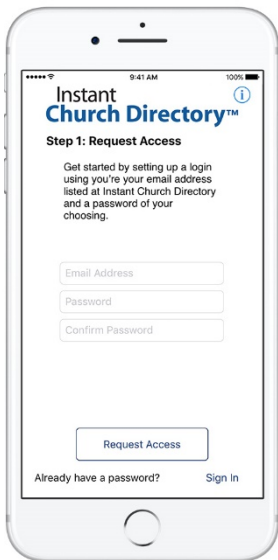





# Instant Church Directory™ Online

## Mobile App Login Instructions for iPhone®, iPad® and any iOS Device




### iOS App (Version 1.2 or newer)

1. Download the App from the App Store. Search for “Instant Church Directory” and look for this icon:  

2. Open the app and enter the email address as it is listed in the family portion of the directory.
3. Create a password. The password must be 8 characters long, and contain at least two of the following special characters: capital letters, numbers or symbols.
4. Retype the password to confirm it.
5. Check your inbox for an email from [service@instantchurchdirectory.com](mailto:service@instantchurchdirectory.com).
6. To complete the sign-up process, you will need to verify your email address by clicking on the link sent to you in that email.
7. Once you confirm your email, you may open the app and sign into your church's directory. The directory will upload to your device.



### iOS App (version 1.1.3 or older)

1. Download the App from the App Store. Search for “Instant Church Directory” and look for this icon:  

2. Open the app and enter the email address as it is listed in the family portion of the directory.
3. Check your inbox for an email from [service@instantchurchdirectory.com](mailto:service@instantchurchdirectory.com). We will send you a password to log into the App.
4. Go back to the App. Enter the password and the directory will upload to your device.  
*This password is case sensitive and anything that looks like a 0 should be entered as a zero.*

**Need help signing in? Please see your directory Administrator.**